

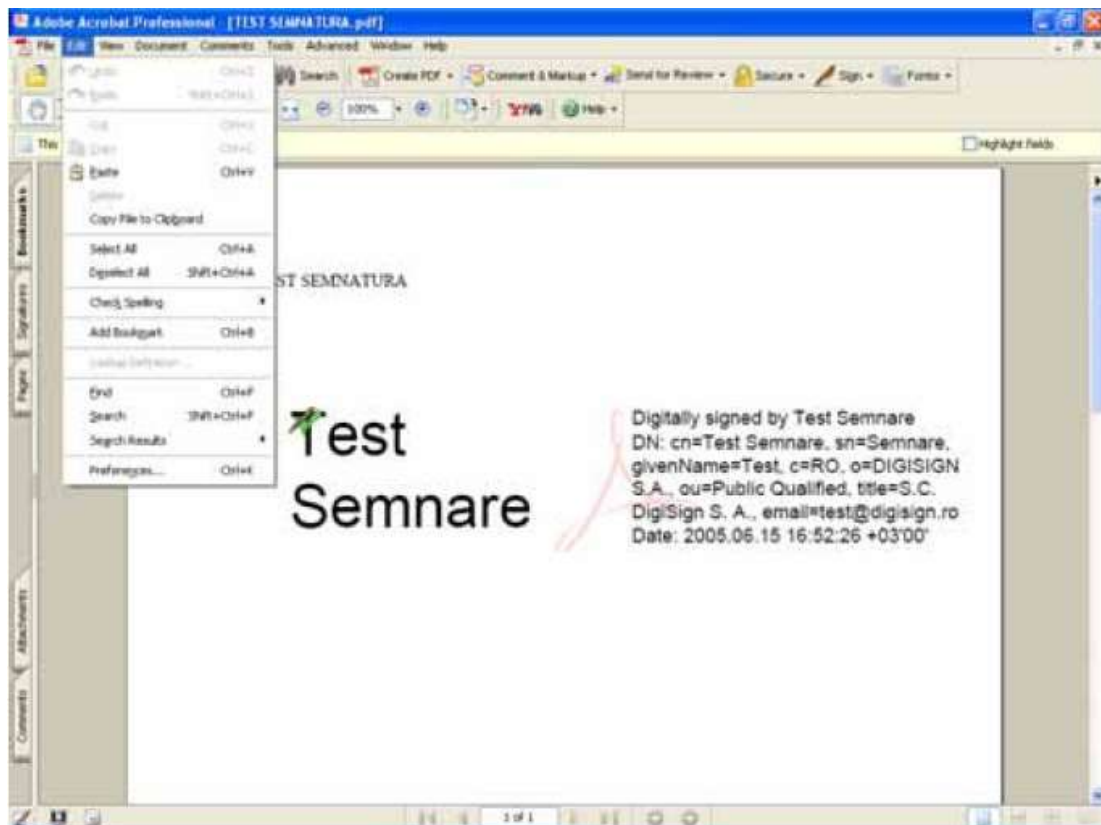
Configuring the options for verifying the validity of certificates in public hierarchy used for digital signatures in Acrobat Reader

Acrobat Reader 5.0 and 5.1 versions allow the verification of digital certificates validity by LDAP. In Acrobat Reader 6.0 version, the verification of certificates' validity can only be performed by the distribution units of revoked certificates (CRL).

Digital signature verification can be made with download version for Adobe Reader. But for digital signature of documents the full version for Adobe Acrobat 6.0 is necessary.

Configuration of digital signatures verifications, in view of using Microsoft store (based on default acceptance of root certificates).

From the menu EDIT->PREFERENCES



Select from the menu the Security option and then select the option “Advanced preferences”:

Preferences

Categories:

- 3D
- Accessibility
- Batch Processing
- Catalog
- Color Management
- Commenting
- Convert From PDF
- Convert To PDF
- Forms
- Full Screen
- General
- Identity
- International
- Internet
- JavaScript
- Measuring
- Multimedia
- Page Display
- Reading
- Reviewing
- Search
- Security**
- Spelling
- Startup
- TouchUp
- Trust Manager
- Units & Guides
- Updates
- Web Capture

Digital Signatures

Verify signatures when the document is opened

Appearance

New...

Edit...

Duplicate

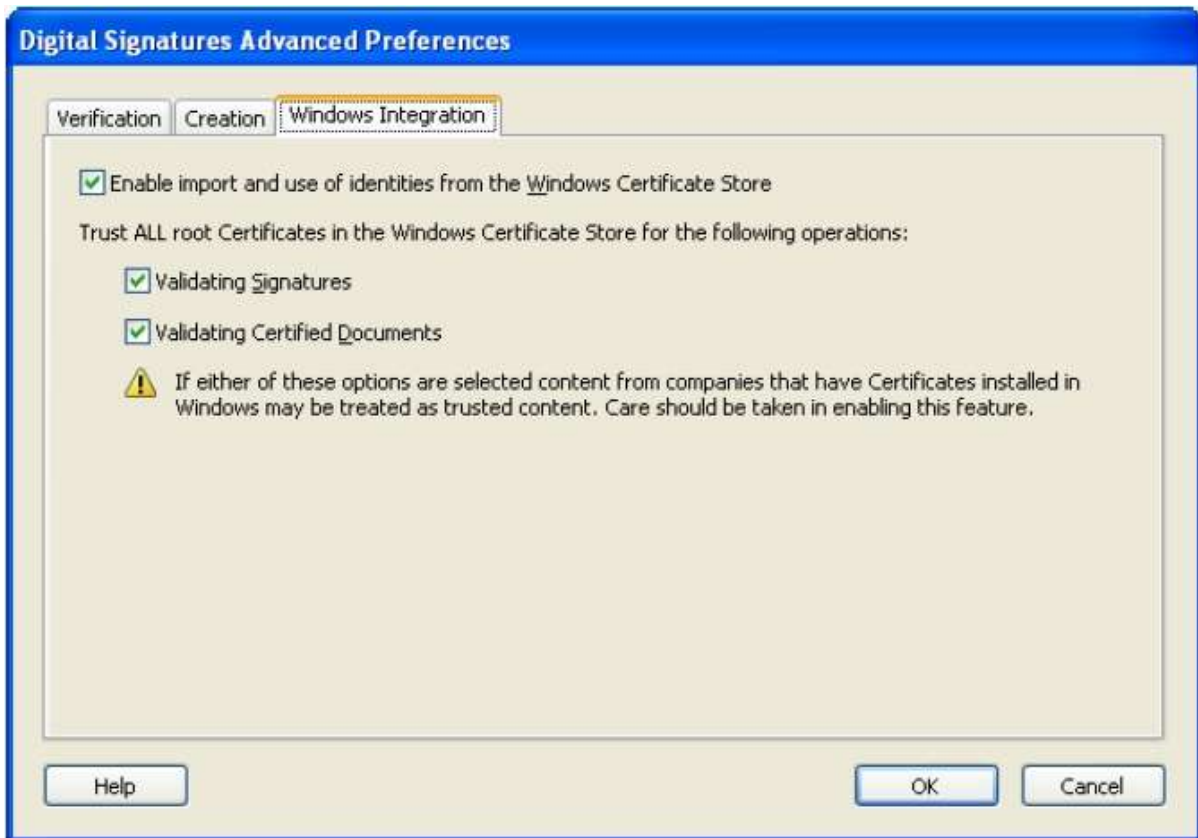
Delete

Advanced Preferences...

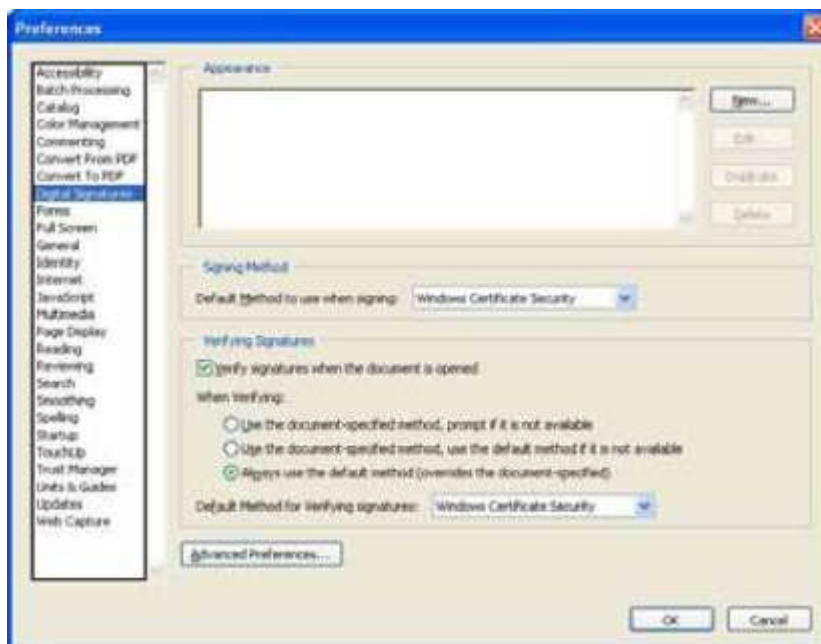
OK

Cancel

Then “Windows Integration”



Or (depending on Acrobat version), directly from the “Digital Signatures” menu:



Important: the selected settings must show “Windows Certificate Security”, respectively “Enable import and use of identities from the Windows Certificate store”

